

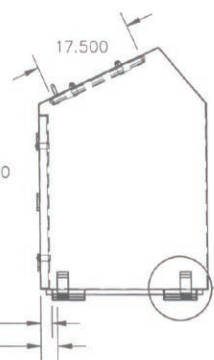
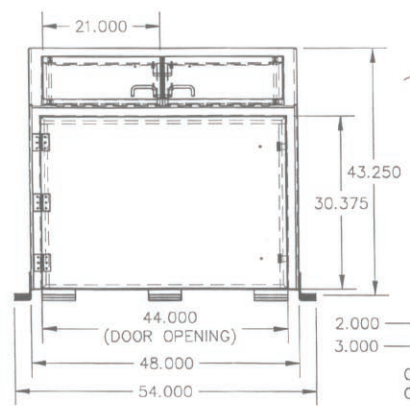
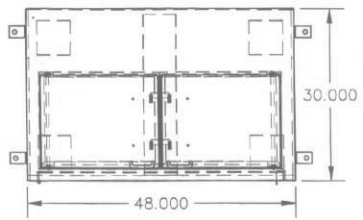
REVISIONS

NUM.	DATE	DESCRIPTION OF CHANGE	OK'D
------	------	-----------------------	------

NOTES: UNLESS OTHERWISE SPECIFIED

- 14 GA. HRS - PANEL, BODY (#01); PANEL, FRONT (#02); PANEL, SIDE, LEFT (#03); PANEL, SIDE, RIGHT (#04); PANEL, TOP (#05); TOP DOOR, (#06); FRONT DOOR (#07)
- 10 GA. HRS - PAD 1.000 (#08); PAD 1.500 (#08A); PAD 2.000 (#08B); DOOR FRAME (#09); HASPS (#13); DOOR FRAME BRACE (#15)
- 1/4" HRS - MOUNT BRACKETS (#14); HINGE WASHERS (#18)
- 1-1/2" x 1-1/2" x 3/16" ANGLE IRON - FRAME, FRONT DOOR, LEFT (#10); FRAME, FRONT DOOR, TOP (#11); FRAME, FRONT DOOR, RIGHT (#12);
- 1/2" Ø ROUND BAR - HANDLE (#16); DOOR HINGE PIN (#17)

UNIT WEIGHT: 238.67 ~POUNDS



CENTER BRACE 1.500 & 2.000
OPTION NOT SHOWN FOR CLARITY

