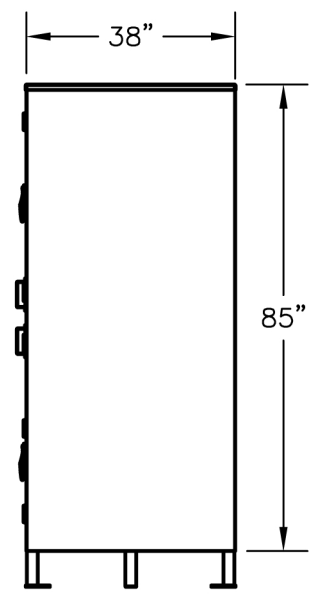
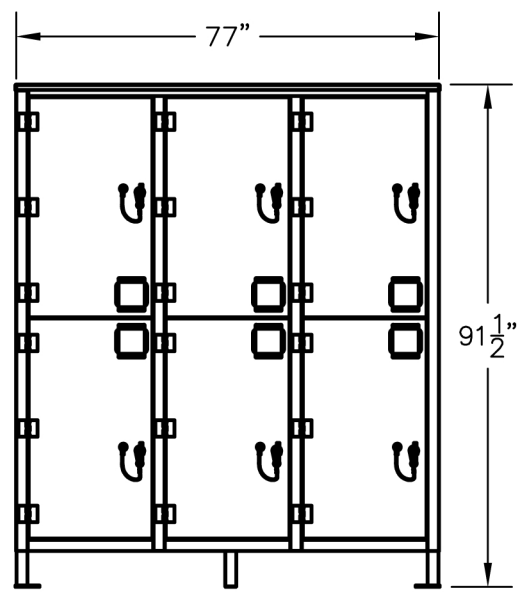
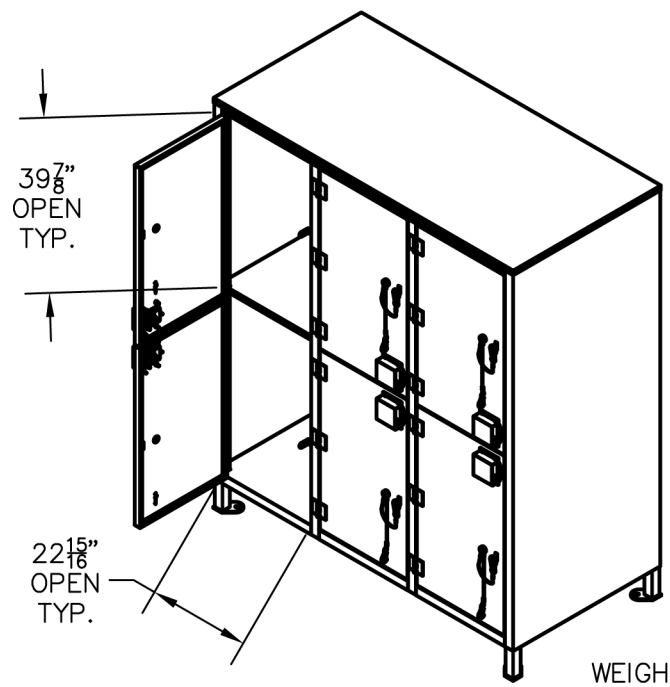


FOOD STORAGE LOCKER



All of our bear and critter resistant food/campsite lockers focus on strength, customer usability and long term durability. Our rugged products are built with 2"x14 gauge tube framing and use a minimum of 14 gauge sheet metal for all body components. Once built, they are 100% powder coated, providing an outstanding physical barrier to withstand the harsh exterior environments they are designed for. Paddle latch doors include an interior safety release system.

- 14ga Hrs. Body, doors and shelves.
- 2"x14ga tube framing.
- 12ga Hrs. top and latch covers.
- 10ga Hrs. hasps and latch catches.
- 1/4" Hrs. mounting feet.
- Side hinge doors w/ safety chain.
- Animal resistant latch mechanism.
- Corrosion resistant hardware and hinges.
- Padlock hasps for lockable storage.
- Six secure individual lockers.
- 20 Cu. Ft. per locker.
- Powder coated Brown.



WEIGHT W/O HARDWARE: 1,180 Lbs.

